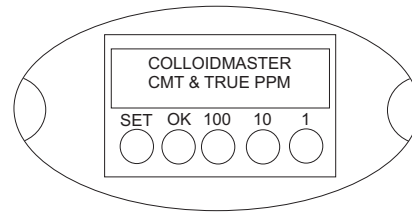
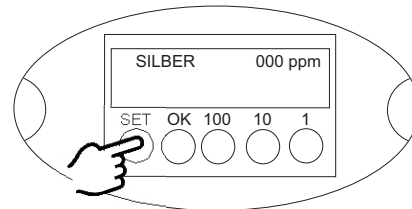


CM1000 Schnellanleitung

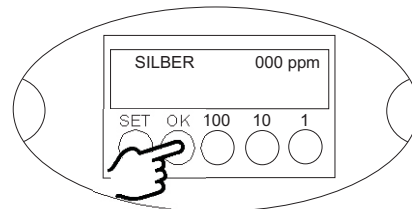
1. Gerät anschließen. Startbild



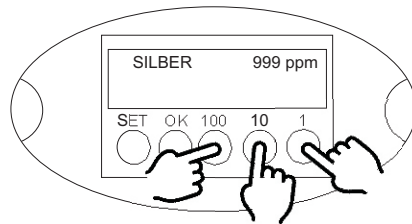
2. Elektrodenmetall auswählen



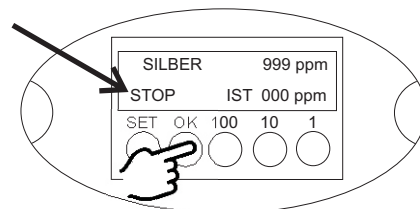
3. OK drücken



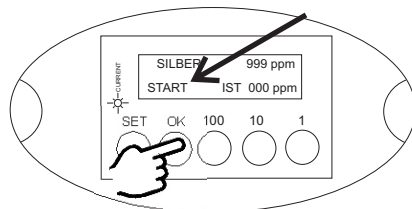
4. Konzentration wählen



5. OK drücken



6. Ein zweites mal OK drücken und Produktion beginnen



7. Produktion fertig.

